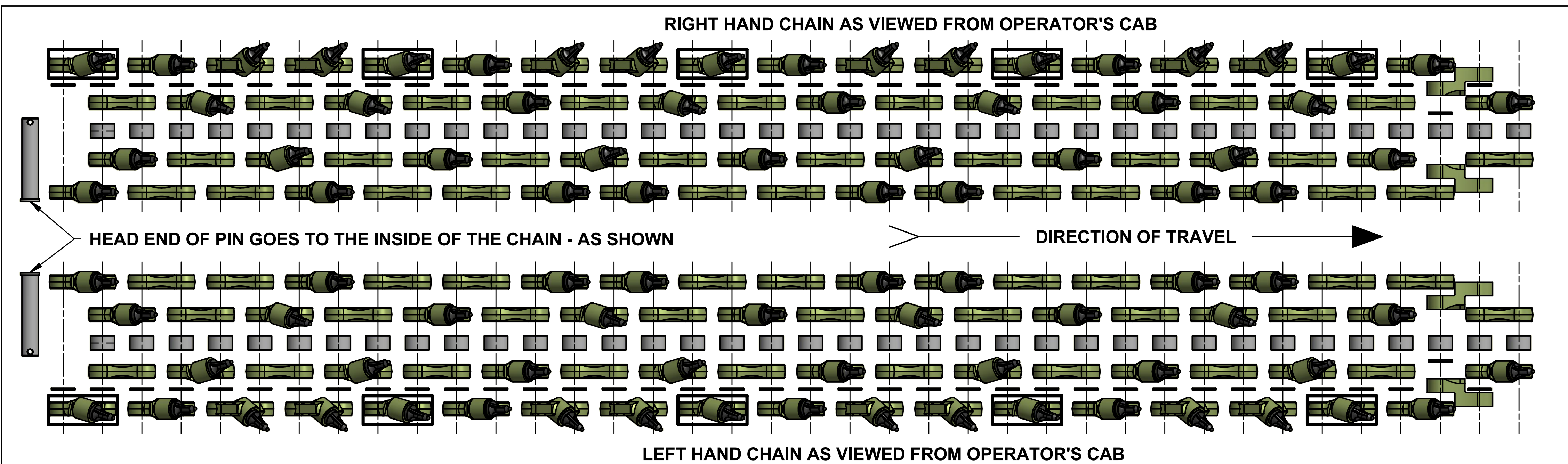








# 7347-A RIPPER CHAIN

## CHART 2161 : 37 UNIT - 44 BITS




SYMBOL	PART No.	DESCRIPTION	QNTY.
	C-5011	CONNECTOR	56
	C-11310	BLOCK	44
	C-13810	BLOCK	14
	C-13811	BLOCK	14
	C-13928	BLOCK	8
	C-13927	BLOCK	8

SYMBOL	PART No.	DESCRIPTION	QNTY.
	C-13929	SPACER	74
	C-14332	RET. WASHER	74
	C-5208	RET. PIN	74
	C-13901	HALF LINK	4
	C-13932	ROLLER	74
	C-14331	CONN. PIN	74

**MATERIAL REQUIRED FOR TWO CHAINS  
(1 SET)**

**NOTE:**  
CONNECTORS MUST BE INSTALLED WITH  
THE NOTCHED SIDE AT THE BOTTOM

**NOTE:**   
OUTSIDE BLOCKS C-13810 & C-13811  
MUST BE STAMPED WITH A DATE CODE  
SEE CHAIN LAYOUT FOR PLACEMENT  
DATE CODE: Example: A-052611  
THIS WOULD BE THE FIRST CHAIN  
SHIPPED ON THIS DAY, "B" = SECOND




CHART No.  
**2161**

The Cincinnati Mine Machinery Co.  
Cincinnati, Ohio U.S.A.

UNLESS OTHERWISE SPECIFIED FRACTIONAL DIMENSIONS ± 1/64" DECIMAL DIMENSIONS HELD AS GIVEN  ANGLES ± 1' 1/32" FILLETS BREAK EDGES	PART NAME: <b>7347-A CHAINS</b>		The Cincinnati Mine Machinery Co. Cincinnati, Ohio U.S.A.		DRAWING No. <b>32574</b>	<b>D</b>
	USED ON: <b>HIGHWALL MINER</b>					
	DRAWN BY: A. D. MEYER	SCALE: *	SUPERCEDES:			
	DATE: 02-16-15	MAT'L: *	SUPERCEDED BY:			